



National Marine Manufacturers Association

nmma.org

ECONOMIC SIGNIFICANCE OF RECREATIONAL BOATING IN CALIFORNIA

CONGRESSIONAL DISTRICT 23

Number of Recreational Boats*	15,169
Recreational Boating Industry Businesses	19
Total Jobs	1,138
Annual Recreational Boating-Related Spending	\$61.2 MILLION



TOTAL ANNUAL ECONOMIC IMPACT OF RECREATIONAL BOATING:

\$144.1 MILLION



RECREATIONAL BOATS IN CA-23

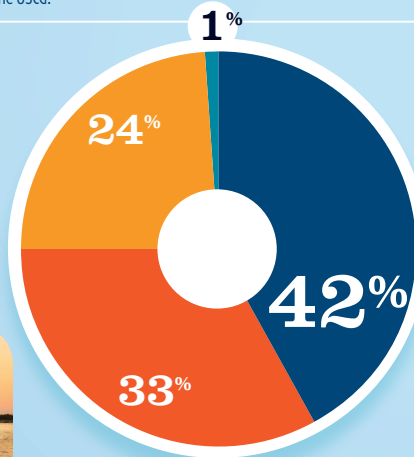
TOTAL BOATS*	▶ 15,169
REGISTERED BOATS	15,169
Power boats	11,322
PWCs	3,208
Sailboats	612
Other Boats	27
HOUSEHOLDS PER BOAT	15.5



* Total boats are registered boats as reported by states to the USCG.

RECREATIONAL BOATING CREATES JOBS IN CA-23

TOTAL BOATING JOBS	▶ 125
Boat Building	-
Motor / Engine Mfgr.	2
Accessory / Supplies Mfgr.	30
Dealers / Wholesalers	41
Boat Services	52

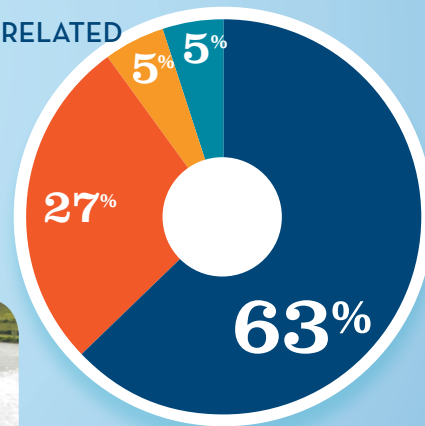


BOAT BUILDING + MOTOR/ENG. MFGR. 1%
DLRS/WHOLESALERS 33%
BOAT SERVICES 42%
ACC./SUPPLIES MFGR. 24%



RECREATIONAL BOATING-RELATED BUSINESSES IN CA-23

TOTAL BUSINESSES	▶ 19
Boat Building	-
Motor / Engine Mfgr.	1
Accessory / Supplies Mfgr.	1
Dealers / Wholesalers	5
Boat Services	12

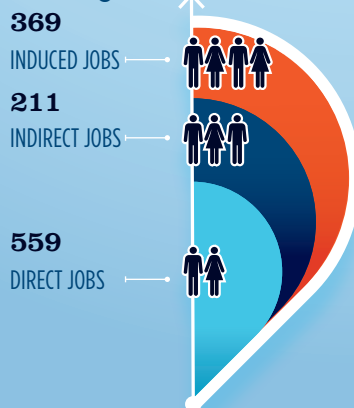


BOAT BUILDING + MOTOR/ENG. MFGR. 5%
DLRS/WHOLESALERS 27%
BOAT SERVICES 63%
ACC./SUPPLIES MFGR. 5%



ESTIMATED JOBS IMPACT OF RECREATIONAL BOATING-RELATED SPENDING IN CA-23

EST. TOTAL JOBS	▶ 1,138
EST. TOTAL LABOR INCOME	\$46.9 MILLIONS
Est. Direct Income	\$19.0
Est. Indirect Income	\$11.8
Est. Induced Income	\$16.2



RECREATIONAL BOATING INDUSTRY SALES IN CA-23

Boat Building	\$0.0 MILLION
Motor / Engine Mfgr.	\$1.2 MILLION
Accessory / Supplies Mfgr.	\$4.7 MILLION
TOTAL MFG. SALES	▶ \$5.9
Dealers / Wholesalers	\$20.3 MILLION
Boat Services	\$15.2 MILLION
TOTAL RETAIL & SERVICES SALES	▶ \$35.5

BOAT BUILDING 0%
DLRS/WHOLESALERS 27%
MOTOR/ENG. MFGR. 2%
BOAT SERVICES 42%
ACC./SUPPLIES MFGR. 29%

Source: NMMMA's Center of Knowledge; Recreational Marine Research Center at Michigan State University